



WonderWall Barrier

Specification Sheet
SBS201000

07/08/24

safesite[®]
F A C I L I T I E S



WonderWall Barrier

When excavation protection and street works demand additional strength and endurance, SafeSite WonderWall Barriers offer the optimum system.

With extra ballast for enhanced strength in high winds, the system includes many features for additional roadside and excavation site safety - on both sides of the barrier. Each barrier unit comprises a base of depth 500mm, which is securely attached to a panel barrier of depth 50 mm, to create an overall barrier of 1000 mm x 1140 mm (width).

With a barrier weight of 21.3 kg, single (unlinked) barriers can easily be moved by one person, whilst forklift entry holes in the base make it easy for stacked bases to be moved and transported by forklift. All bases are manufactured from 100% recycled material, including recycled PVC.



WonderWall Base



WonderWall - Front View

WonderWall Barrier Specification

Description	Size (mm)	Weight (kg)
SBS201000 - WonderWall Barrier (Orange)	H1000 x W1140 x D50	25
SBS201040 - WonderWall Barrier (Yellow)	H1000 x W1140 x D50	25

Key Features

- ▶ Pedestrian & Plant WonderDoor can be used
- ▶ Embossing with corporate branding available
- ▶ Compatible with other barrier systems
- ▶ Base manufactured from 100% recycled material
- ▶ Bases can stack with one another
- ▶ Reflective area for high visibility
- ▶ Extremely tough & durable for life longevity
- ▶ Holes in base for fork lift entry
- ▶ Can be coloured coded for corporate identity





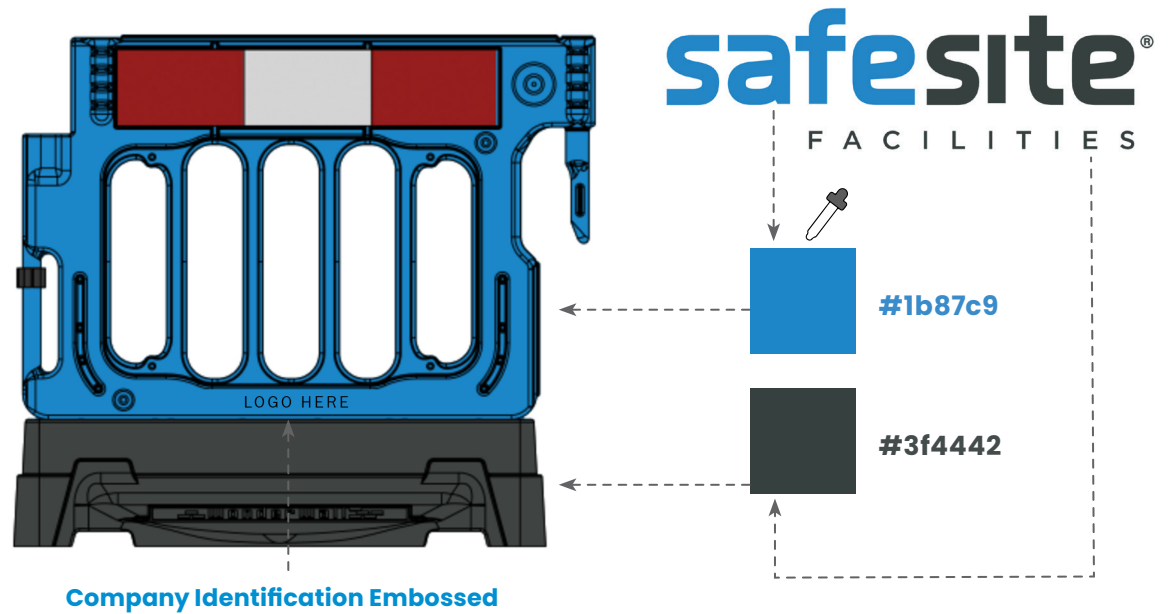
WonderWall Customisation

The WonderWall Barrier can be fully customised to suit your companies brand.

When ordering over 200 barriers we are able to offer the option to customise the colour of your WonderWall Barriers. This can be utilised to further your companies brand and identification, using a web based colour code as shown on the right we can generate the correct pantone to colourize your barriers.

We are also able to offer logo embossing on the WonderWall Barrier, with a one time purchase of the embossing plate your company identification can be added to the barrier.

Company Branding



Company Identification Embossed

Embossed Logo



Various Coloured WonderWalls Barriers







Fence Add-On

For additional versatility and security, WonderWall barriers can be used in a double-decked system, for example by adding anti-climb fencing panels.

The WonderWall barrier system is optimised for endurance, both in deployment and strength within site situations.

This easily transportable, long-life system from SafeSite offers maximum strength and cost-efficiency combined.



Fence Specification

Description	Size (mm)	Weight (kg)
SBS201090 - WonderWall Mesh Fence Panel	H1060 x W965 x D38	5

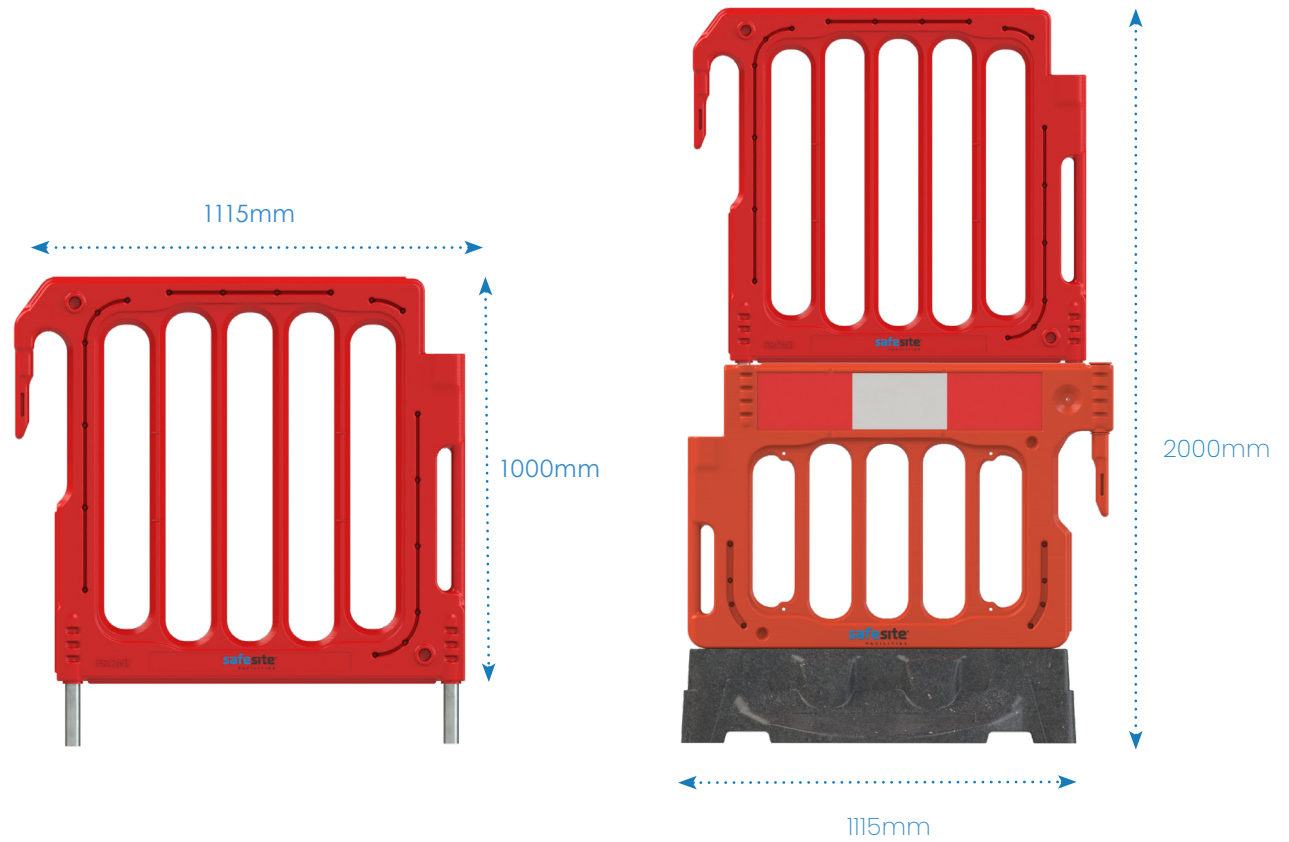




Double Top Add-On

The Double Top has been designed to be a lightweight, durable fence panel, that eliminates the need for additional brackets that are used with the more conventional metal fence tops.

The Double Top has highly reflective sleeves on two of the vertical spindles for high visibility. It has a hook and eye connection making installation easy and efficient. Manufactured from HDPE and 100% recyclable.



**Slots Into
The Top
Of The
WondeWall**



Hook & Eye Connection



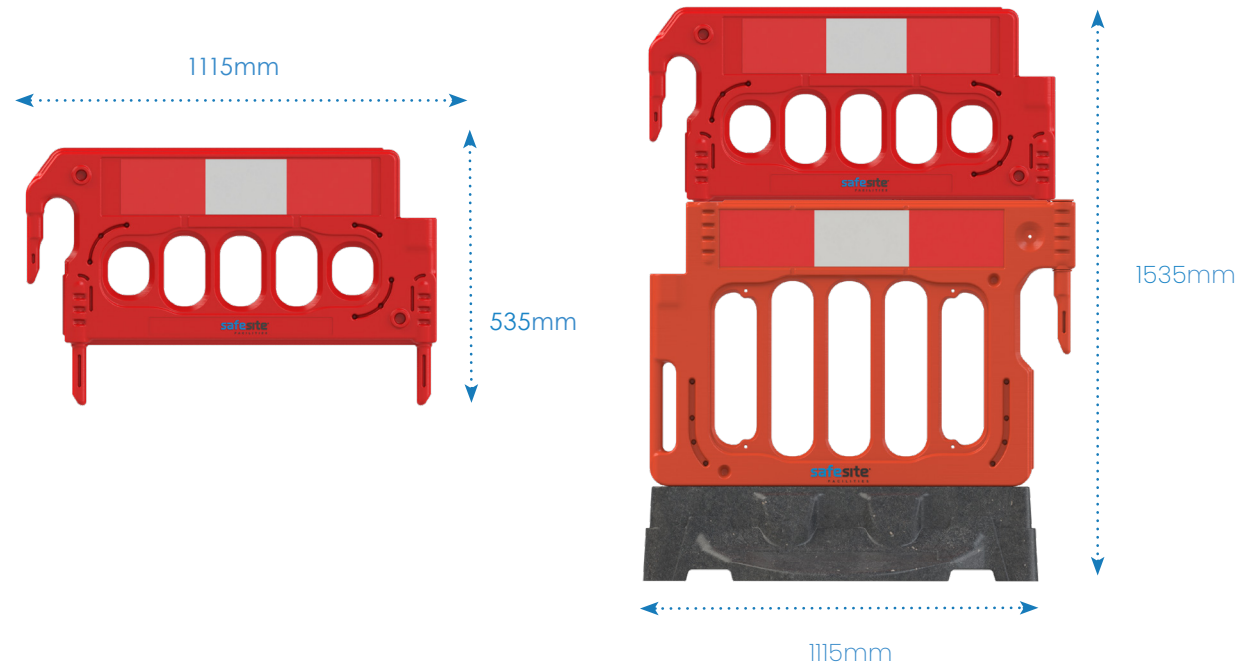
Double Top Specification

Description	Size (mm)	Weight (kg)
SBS2011300 - Double Top	H1000 x W1115 x D60	2.8



Mini Topper Add-On


The Mini-DoubleTop is a compact version of the DoubleTop, crafted to fit into various barrier systems to enhance their height. Its sturdy design, coupled with additional reflective panels, ensures Chapter 8 compliance. This provides a secure and stable configuration, ensuring the safety of both the public and the workforce.




Mini Topper Specification

Description	Size (mm)	Weight (kg)
SBS200990 - Mini Topper	H535 x W1115 x D50	3

Slots Into
The Top
Of The
WondeWall



Hook & Eye Connection






90° Degree Corner Layout

The WonderWall system has been designed to easily navigate angles.

The barrier can be pivoted at the connection pin and the bases allow for 90° angles which can be very beneficial when creating pedestrian walkways or making small square compounds for minor street-works.



Boxed Formation





Wind load test summary

All temporary traffic barriers must be able to withstand three different classes of wind speeds with the use of a ballast.

The standard BS 8442:2015 states the three classes as the following - Class A: 26.3 m/s (58 mph), Class B: 17.6 m/s (39 mph), Class C: 8.7 m/s (19 mph).

The WonderWall system was tested under strict conditions at the Mira Full Scale Wind Tunnel to determine what level of wind speeds the barrier can withstand.

1 0kg Ballast Weight



33 mph

Wind speed withstood,
not to failure point.

 CLASS C - PASSED

2 15kg Ballast Weight



47 mph

Wind speed withstood,
not to failure point.

 CLASS B - PASSED

3 65kg Ballast Weight



65 mph

Wind speed withstood,
not to failure point.

CLASS A - PASSED

4 40kg Ballast Weight



63 mph

Wind speed withstood,
not to failure point.

CLASS A - PASSED



WonderWall Barrier in Action

SafeSite's WonderWall barrier system links with a separately moulded peg, which provides a secure fix and offers easy connection between barriers.

This system allows for runs of extra strength barriers to be readily erected, ensuring efficiency in emergencies or short-schedule situations. This peg linkage system also means that any dismantling and repositioning can also be achieved quickly.

The peg linkage also makes WonderWall barriers compatible with other barrier systems, including the WonderDoor gates which can be easily connected using the door's S-Clip system, to allow access points.


Compatible with The Wonder Door




Barrier Slotting Into Base



Attach Lamp Or Flashing Beacon



Compatible With The Gate Barrier





Instructions for Transportation

The WonderWall Barriers stack neatly for storage and delivery.

To maximise safety and efficiency in transportation, we advise stacking the bases of the WonderWall Barriers together, separate to the panel itself.

The bases can be stacked with one another and 21 units fit on a single pallet.

The barrier bases and panels are then shrink wrapped to secure the items together and prevent excess movement in transit. Up to 462 barriers can be loaded on a single arctic trailer.


See below for an example of how the barriers should be stacked on a trailer.

Load from the side



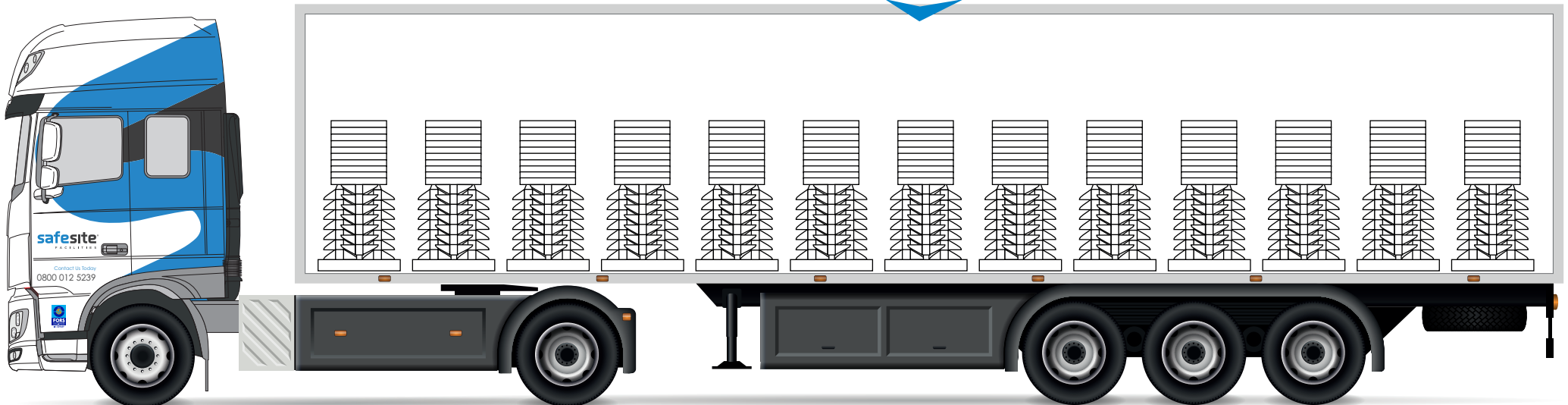
Stack as shown for trailer length

Two pallets should fit across the width of the trailer. See right for an example of how the loaded pallets will appear from the side, and rear view of the trailer.



As viewed from the trailer rear


View from side of arctic trailer





Technical Details

Weight 21.3kg





Accessories

1

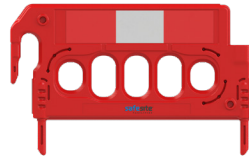
Double Top Panel



Size (mm)	Weight (kg)
H1000 x W1115 x D60	3.5

2


Mini Topper Panel



Size (mm)	Weight (kg)
H535 x W1115 x D60	2.8

3

WonderWall Mesh Fence Panel



Size (mm)	Weight (kg)
H1060 x W965 x D38	5